

Fire Department

MONTHLY REPORT

August 2020



IN THIS SECTION:

- + Run Statistics
- + Public Relation Details
- + Training Subjects
- + Inspections
- + General Activities

This monthly report period is thru Aug 1, 2020. Below you will find specific items that the fire department does each and every day. We take pride in providing an outstanding service to our community.

Run Statistics

Incidents are categorized by either a fire incident or EMS incident. Below you will see the incident totals thru August 1st. You will also see the comparison of incidents from this year and the mutual aid received and given.

Incidents thru August 1st

Type	Total
Fire	479
EMS	1149
Total	1628

Same time last year

Type	Total
Fire	534
EMS	1419
Total	1953

Mutual Aid

Type	Total
Given	94
Received	35
Total	129

Mutual Aid same time last year

Type	Total
Given	108
Received	43
Total	151

As a result of the statewide quarantine our call volume has been reduced. We are down 325 calls from this time last year. I do believe as we see things begin to reopen our call volume will also return to normal levels.

As we continue forward in 2020, we will continue our efforts to meet calls for service. We look forward to working with our neighboring departments as we partner together to meet the needs of our communities. Mutual Aid continues to be a cost-effective means for all area fire departments to deal with surges in requests for service. We all try to maintain resources capable of meeting our average needs. However, we all need to have in place a plan to address unexpected requests.

Public Relations

We have suspended all public relations events and efforts as we continue with the response to the Corona-19 Virus. Members have been taking extra precautions when dealing with patients in an effort to prevent the spread of this disease. This suspension will continue until such time as it becomes safe to return to more interactive operations.

Training

Every day we have training scheduled. These trainings are predetermined by the training division. We have day shift training and night shift training therefore every member receives appropriate training hours throughout the year. This also helps to keep our ISO rating favorable. Training has returned to hands on operations. As we work to return to more normal operations, we have begun to get crews back to hands on operations.

We are also working diligently with our new hires to complete their training packets (Blue Book). We have continued our efforts to recruit and hire additional staff members. We are working to complete the process for hiring them.

Fire Prevention

- + All Inspection activity continues to be suspended and will resume when current conditions are resolved, and members can again move into the public without significant risk. We have completed plan reviews and a couple of final inspections for new businesses to assist them in getting approved to open up.
- + We are working to host an inspector training program at the end of the summer.

General Activities

Each shift the duty crews are required to maintain station and equipment appearance, cleanliness, and readiness. Below is a list of items that are completed daily and weekly.

Daily Station and Weekly Station Details:

- | | |
|---------------------------------|-----------------------------|
| + Vacuum all carpets | Clean apparatus |
| + Mop all floors | Inventory all EMS apparatus |
| + Remove all trash from station | Inventory EMS equipment |
| + Laundry | Clean bay floors |
| + Clean all restrooms | Ground maintenance |
| + Clean kitchen | Clean equipment |
| + Equipment check-in | Station Maintenance |

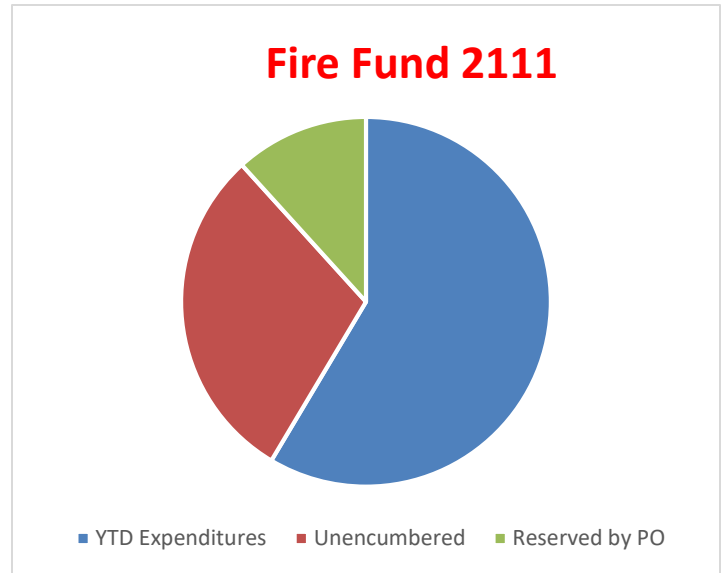


General Department Information

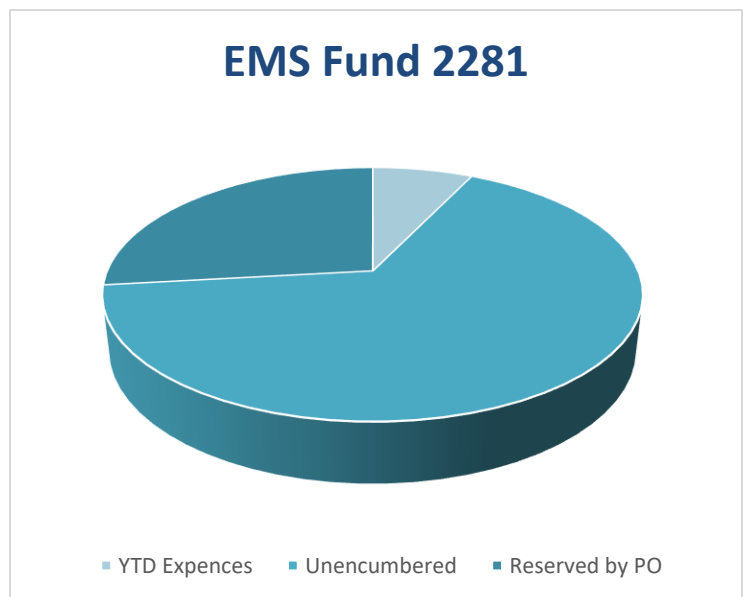
E-one has provided us with an anticipated delivery of January 2021 for the new engine.

2020 Financial Information

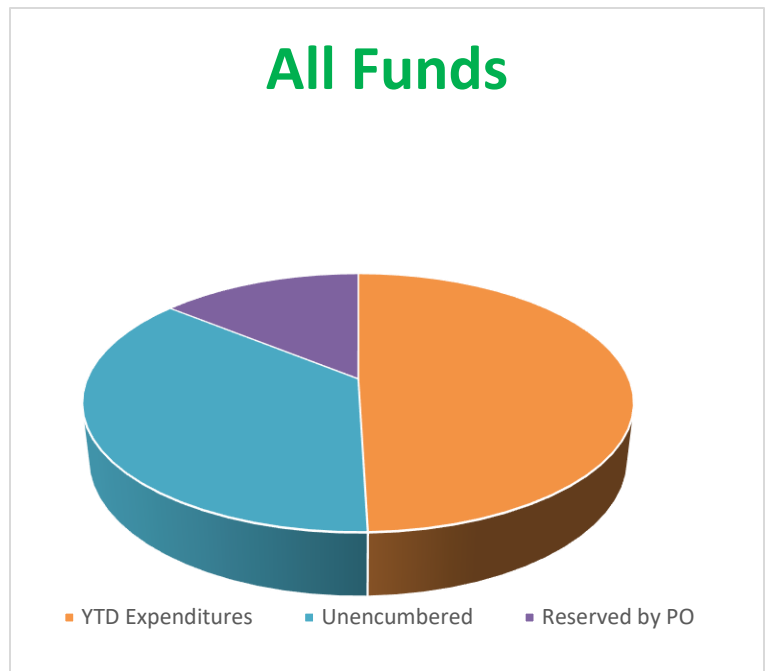
Fire Fund	
Appropriated	\$ 2,687,000.00
YTD Expenditures	\$ 1,573,943.90
Unencumbered	\$ 798,875.34
Reserved by PO	\$ 315,137.94



EMS Fund	
Appropriated	\$ 775,000.00
YTD Expenditures	\$ 339,494.58
Unencumbered	\$ 307,707.90
Reserved by PO	\$ 140,042.12



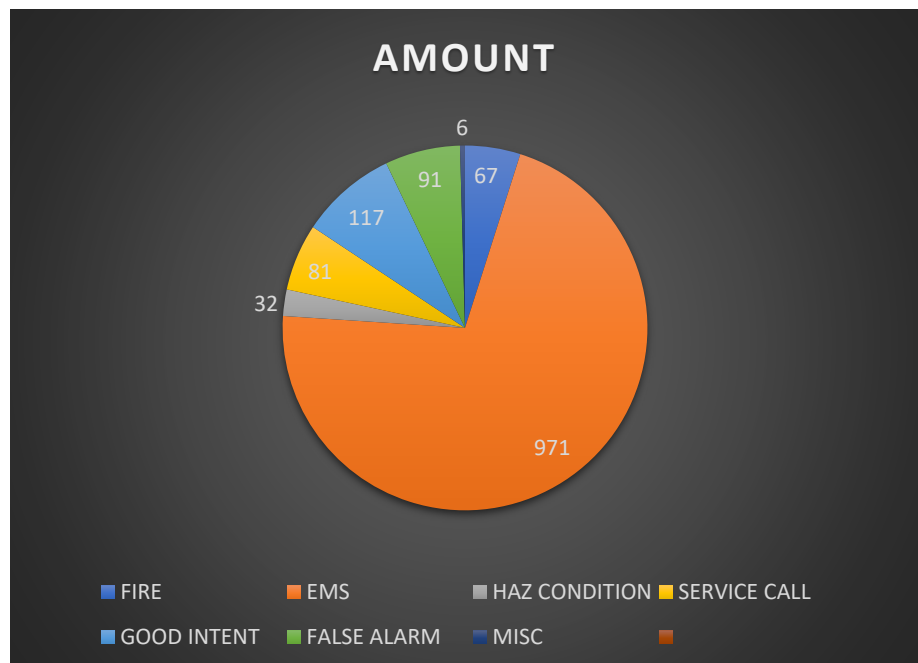
Total Funds	
Appropriated	\$ 3,762,000.00
YTD Expenditures	\$ 1,917,435.21
Unencumbered	\$ 1,406,583.24
Reserved by PO	\$ 455,180.06



Incident Statistics

Below are the year-to-date run statistics as of June 30th. The types of calls are generalized. For instance, fire incidents include everything but not limited to building fires, cooking fires, fuel burner issues, vehicle fires and brush/grass fires.

TYPE	AMOUNT
FIRE	80
EMS	1149
HAZ CONDITION	37
SERVICE CALL	98
GOOD INTENT	149
FALSE ALARM	104
MISC/Weather	9



Monthly Maintenance Cost Report

Unit	Assigned	Fuel	Maintenance
Engine 213	Reserve @ 212		\$ 499.11
Medic 213	Reserve @ 212	380.02	\$ 169.73
Task 219	Bariatric		\$
Quint 211	Station 211	253.19	\$ 3564.04
Engine211	Station 211	208.32	\$
Medic 211	Station 211	284.55	\$ 1500.74
Utility 211	Station 211	46.05	
Utility 213	Station 211	32.58	
Boat 211	Station 211		\$ 44.38
Captain 210	Station 211	33.24	
Chief 211	Station 211	229.53	\$
Chief 210	Station 211	64.67	
Engne 212	Station 212	476.88	\$ 485.80
Medic 212	Station 212	158.68	\$
Utility 212	Station 212	40.75	
Safety Trailer	Station 212		\$
Total		\$ 2208.46	\$ 6213.69



The members of the Fire, Police, and Service Departments have continued to provide top notch service to our community. Despite the risks our members have taken precautions and worked to provide services to the community. I would like to thank each member for their ongoing efforts.