

Fire Department

MONTHLY REPORT

April 2020



IN THIS SECTION:

- ✚ Run Statistics
- ✚ Public Relation Details
- ✚ Training Subjects
- ✚ Inspections
- ✚ General Activities

This monthly report period is thru March 31, 2020. Below you will find specific items that the fire department does each and every day. We take pride in providing an outstanding service to our community.

Run Statistics

Incidents are categorized by either a fire incident or EMS incident. Below you will see the incident totals thru March 31st. You will also see the comparison of incidents from this year and the mutual aid received and given.

Incidents thru March 31st

Type	Total
Fire	197
EMS	510
Total	707

Same time last year

Type	Total
Fire	203
EMS	558
Total	761

Mutual Aid

Type	Total
Given	42
Received	11
Total	53

Mutual Aid same time last year

Type	Total
Given	52
Received	15
Total	67

As we continue forward in 2020, we will continue our efforts to meet calls for service. We look forward to working with our neighboring departments as we partner together to meet the needs of our communities. Mutual Aid continues to be a cost-effective means for all area fire departments to deal with surges in requests for service. We all try to maintain resources capable of meeting our average needs. However, we all need to have in place a plan to address unexpected requests.

Public Relations

We have suspended all public relations events and efforts as we continue with the response to the Corona-19 Virus. Members have been taking extra precautions when dealing with patients in an effort to prevent the spread of this disease.

Training

Every day we have training scheduled. These trainings are predetermined by the training division. We have day shift training and night shift training therefore every member receives appropriate training hours throughout the year. This also helps to keep our ISO rating favorable.

We are also working diligently with our new hires to complete their training packets (Blue Book). We have continued our efforts to recruit and hire additional staff members. We are working to complete the process for hiring them.

Fire Prevention

- ✚ All Inspection activity has been suspended and will resume when current conditions are resolved and members can again move into the public without significant risk.

General Activities

Each shift the duty crews are required to maintain station and equipment appearance, cleanliness, and readiness. Below is a list of items that are completed daily and weekly.

Daily Station and Weekly Station Details:

- | | |
|---------------------------------|-----------------------------|
| ✚ Vacuum all carpets | Clean apparatus |
| ✚ Mop all floors | Inventory all EMS apparatus |
| ✚ Remove all trash from station | Inventory EMS equipment |
| ✚ Laundry | Clean bay floors |
| ✚ Clean all restrooms | Ground maintenance |
| ✚ Clean kitchen | Clean equipment |
| ✚ Equipment check-in | Station Maintenance |

General Department Information

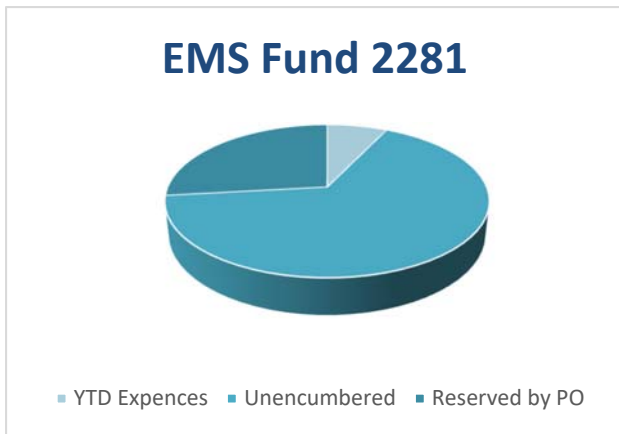
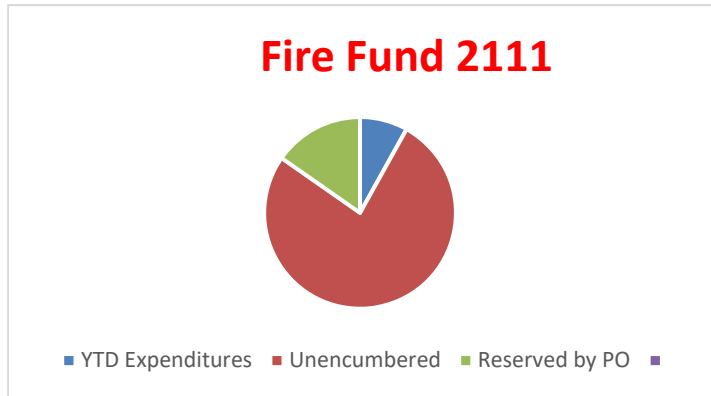
The Fire Officer I & II training class which began in November, concluded this month. I would like to congratulate all of our members that attended this program.

The department will be accepted delivery of our new medic unit. We are holding off on placing the unit into service until M 212 repairs are completed and that unit is back in service. We will be taking M 213 out of service and transferring equipment to the new unit as soon as possible.



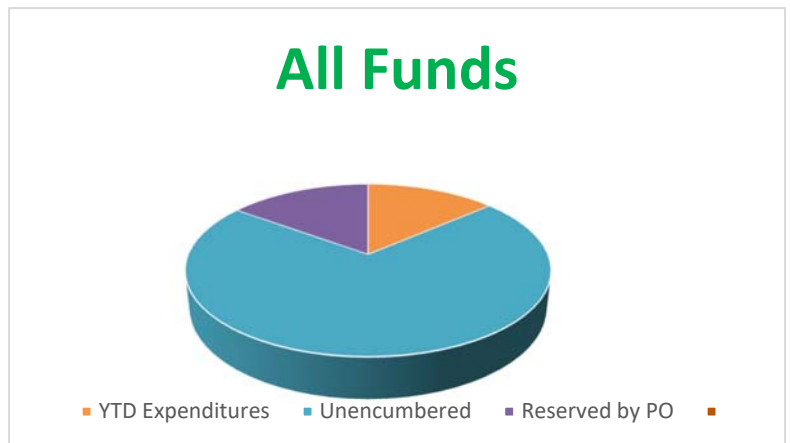
2020 Financial Information

Fire Fund	
Appropriated	\$ 2,687,000.00
YTD Expenditures	\$ 617,207.42
Unencumbered	\$ 1,723,323.41
Reserved by PO	\$ 347,426.35



EMS Fund	
Appropriated	\$ 775,000.00
YTD Expenditures	\$ 156,958.09
Unencumbered	\$ 445,740.52
Reserved by PO	\$ 184,545.99

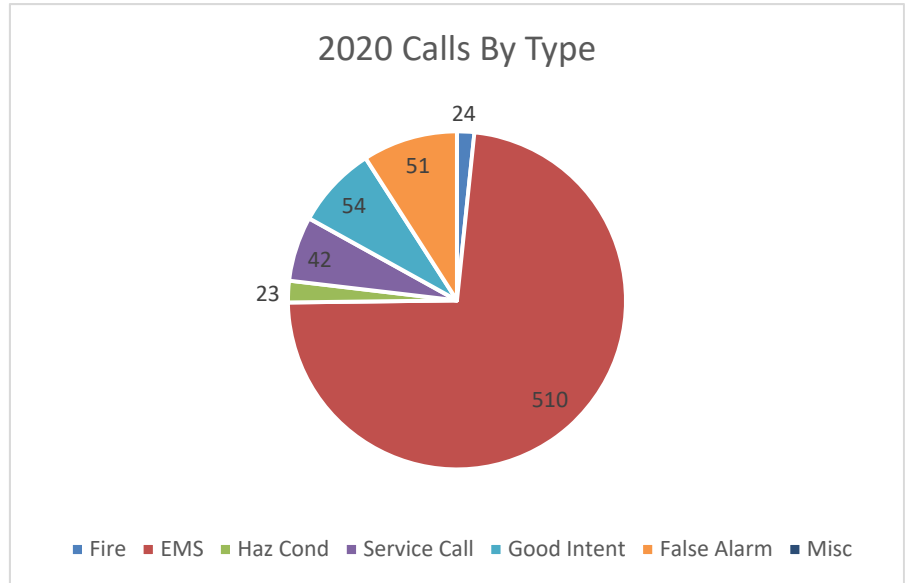
Total Funds	
Appropriated	\$ 3,762,000.00
YTD Expenditures	\$ 778,136.24
Unencumbered	\$ 2,469,063.93
Reserved by PO	\$ 531,972.34



Incident Statistics

Below are the year-to-date run statistics as of March 31st. The types of calls are generalized. For instance, fire incidents include everything but not limited to building fires, cooking fires, fuel burner issues, vehicle fires and brush/grass fires.

TYPE	AMOUNT
FIRE	24
EMS	510
HAZ CONDITION	23
SERVICE CALL	42
GOOD INTENT	54
FALSE ALARM	51
MISC	4



Protective Gear issues have changed over the last few weeks.

Fire & EMS Staff continue to use protective equipment as we deal with patients.

We continue to work with the EMA and Health Department to make sure we have adequate equipment to protect our members.

Monthly Maintenance Cost Report

Unit	Assigned	Fuel	Maintenance
Engine 213	Reserve @ 212	385.62	\$ 239.01
Medic 213	Reserve @ 212	405.29	\$
Task 219	Bariatric	63.49	\$
Quint 211	Station 211	78.64	\$ 1281.61
Engine211	Station 211	467.47	\$
Medic 211	Station 211	611.21	\$ 1188.78
Utility 211	Station 211	53.54	
Utility 213	Station 211		
Boat 211	Station 211		
Captain 210	Station 211	37.62	
Chief 211	Station 211	158.97	\$
Chief 210	Station 211	299.18	
Engine 212	Station 212	83.37	\$
Medic 212	Station 212	0	\$ 2112.95
Utility 212	Station 212	63.45	
Safety Trailer	Station 212		\$
Total		2711.42	\$ 4822.35



The members of the Fire, Police, and Service Departments have continued to provide top notch service to our community. Despite the risks our members have taken precautions and worked to provide services to the community. I would like to thank each member for their ongoing efforts.