

Fire Department

MONTHLY REPORT

November 2021



IN THIS SECTION:

-  Run Statistics
-  Public Relation
Details
-  Training Subjects
-  Inspections
-  General Activities

This monthly report period is thru October 31, 2021. Below you will find specific items that the fire department does each and every day. We take pride in providing an outstanding service to our community.

Run Statistics

Incidents are categorized by either a fire incident or EMS incident. Below you will see the incident totals thru October 31st. You will also see the comparison of incidents from this year and the mutual aid received and given.

Incidents thru October 31st

Type	Total
Fire	700
EMS	1949
Total	2649

Same time last year

Type	Total
Fire	693
EMS	1738
Total	2431

Mutual Aid

Type	Total
Given	147
Received	71
Total	218

Mutual Aid same time last year

Type	Total
Given	140
Received	61
Total	201

We continue to see call volume increasing as restrictions are continuing to have less and less impact on department operations. We are currently **218** calls ahead of last year at this point. I expect our call volume to continue returning to pre-pandemic levels moving forward.

As we continue forward in 2021, we will continue our efforts to meet calls for service. We look forward to working with our neighboring departments as we partner together to meet the needs of our communities. Mutual Aid continues to be a cost-effective means for all area fire departments to deal with surges in requests for service. We all try to maintain resources capable of meeting our average needs. However, we all need to have in place a plan to address unexpected requests.

Public Relations

We continue working to return to a more active interaction with the community. We will continue to take precautions but will look at resuming additional activities in coming months.

Albert Lloyd has completed his Inspector Training.

Training

Every day we have training scheduled. These trainings are predetermined by the training division. We have day shift training and night shift training therefore every member receives appropriate training hours throughout the year. This also helps to keep our ISO rating favorable. Training has returned to hands on operations. As we work to return to more normal operations, we have begun to get crews back to hands on operations.

Members trained on Traumatic Brain Injuries, SIMS Training with US Health, Human Trafficking, Boat Operations, Compressed Gasses, Driving, and ladder bailouts.

We continue working with any new staff to complete their training packets (Blue Book). We have continued our efforts to recruit and hire additional staff members. We are working to complete the process for hiring applicants who apply.

Fire Prevention

The Fire Department and the Fire Corps along with the other Township Departments participated in Halloween events. Members attended the Treat Street Event at Bridgewater Falls. Crews also visited neighborhoods during Trick or Treat and passed out candy.



General Activities

Each shift the duty crews are required to maintain station and equipment appearance, cleanliness, and readiness. Below is a list of items that are completed daily and weekly.

Daily Station and Weekly Station Details:

- | | |
|---------------------------------|-----------------------------|
| ✚ Vacuum all carpets | Clean apparatus |
| ✚ Mop all floors | Inventory all EMS apparatus |
| ✚ Remove all trash from station | Inventory EMS equipment |
| ✚ Laundry | Clean bay floors |
| ✚ Clean all restrooms | Ground maintenance |
| ✚ Clean kitchen | Clean equipment |
| ✚ Equipment check-in | Station Maintenance |
| ✚ UV Disinfection Procedures | |

General Department Information

Due to ongoing staffing difficulties we are going to re-assign Captain Baumann and Inspector Lloyd to 24/48 schedules on a temporary basis.

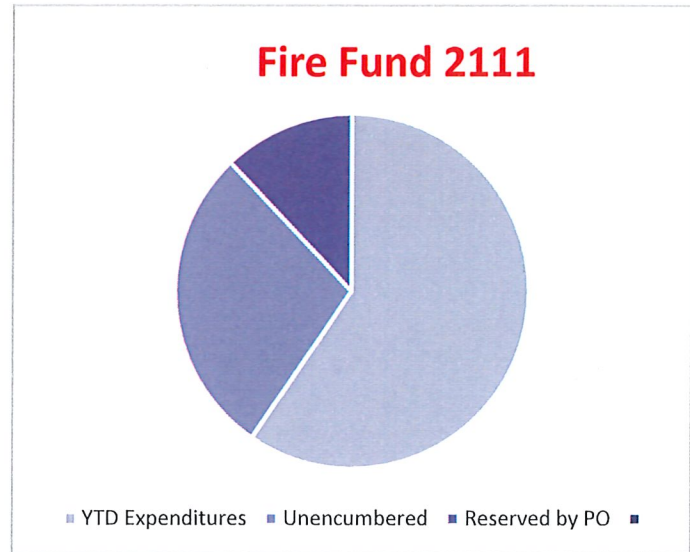
I am hoping that we will be able to find a more permanent solution to our staffing issue.

I am working with the Township Administration to look for solutions.

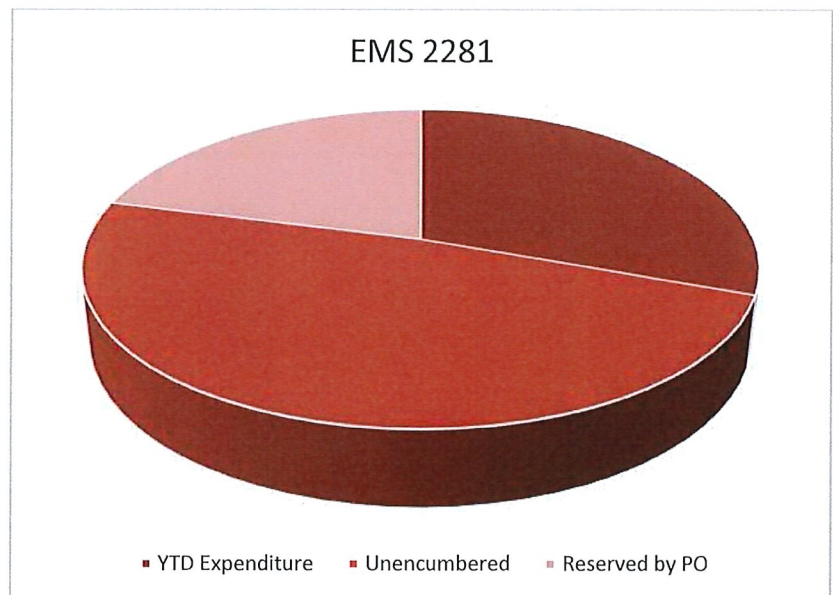


2021 Financial Information

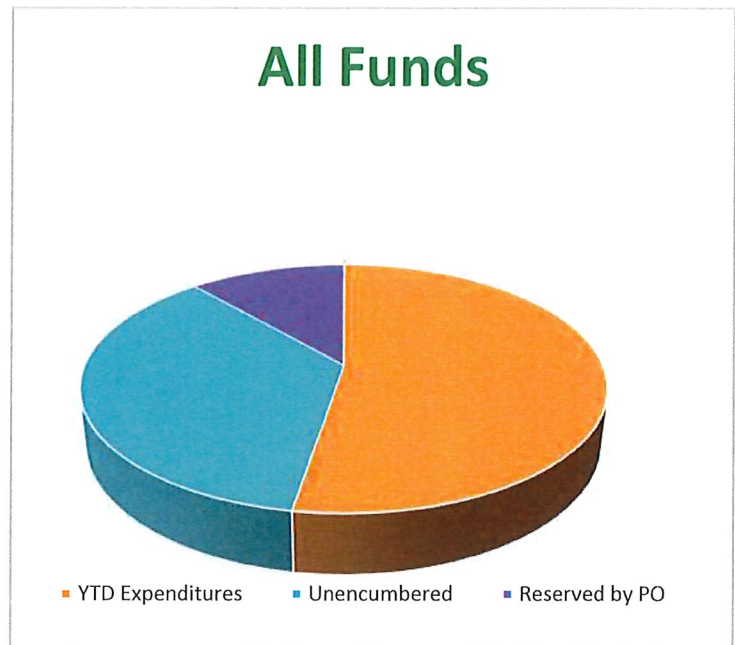
Fire Fund	
Appropriated	\$ 2,553,00.00
YTD Expenditures	\$ 1,947,707.99
Unencumbered	\$ 359,567.81
Reserved by PO	\$ 248,229.82



EMS 2281	
Appropriated	\$ 615,000.00
YTD Expenditures	\$ 285,239.20
Unencumbered	\$ 207,700.03
Reserved by PO	\$ 140,981.17



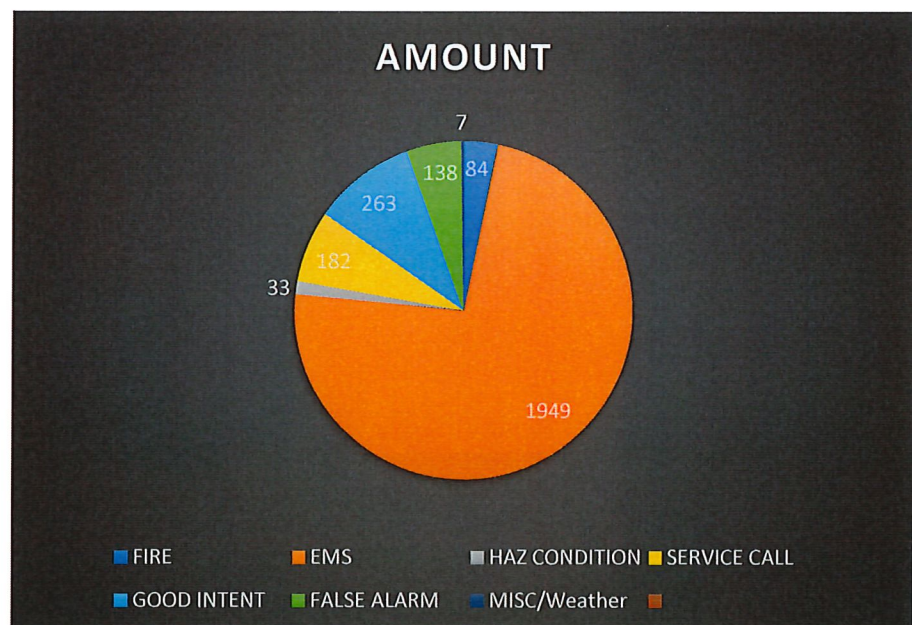
Total Funds	
Appropriated	\$ 3,896,269.31
YTD Expenditures	\$ 2,523,903.47
Unencumbered	\$ 993,848.55
Reserved by PO	\$ 389,210.99



Incident Statistics

Below are the year-to-date run statistics as of October 31st. The types of calls are generalized. For instance, fire incidents include everything but not limited to building fires, cooking fires, fuel burner issues, vehicle fires and brush/grass fires.

TYPE	AMOUNT
FIRE	84
EMS	1752
HAZ CONDITION	29
SERVICE CALL	164
GOOD INTENT	237
FALSE ALARM	128
MISC/Weather	7



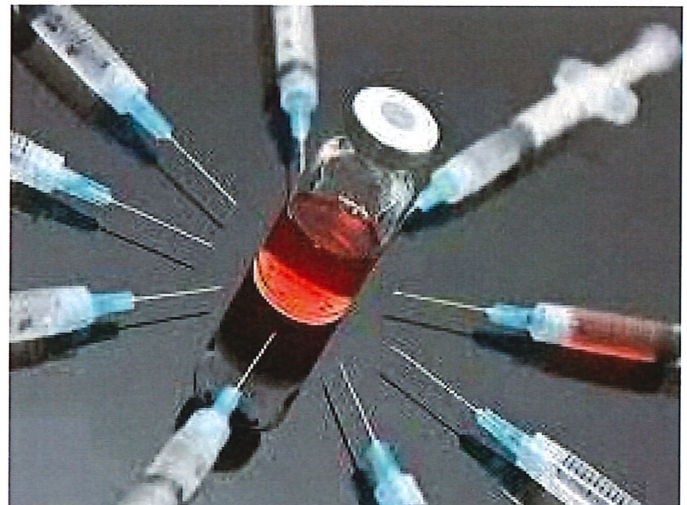
COVID – 19

The Medical Director continues to recommend that our staff wear surgical masks for patient contact. For suspected COVID-19 patients he is recommending an N-95 mask be worn.

Members have been offered the Booster Shot. These will be given November 9th for members who have asked to get them.

As the Delta Variant remains a concern the department will continue to respond with caution and take steps necessary to prevent our staff from being infected. The everchanging guidance requires the members to constantly keep changing what we do to remain safe. I commend the extra effort of our staff for their work with all the varying guidance and the resulting confusion.

We will continue our efforts to make sure we maintain adequate supplies.



Monthly Maintenance Cost Report

Unit	Assigned	Fuel	Maintenance
Engine 213	Reserve @ 212		
Medic 213	Reserve @ 212		
Task 219	Bariatric		
Quint 211	Station 211	50.04	
Engine211	Station 211	577.29	
Medic 211	Station 211	760.87	
Utility 211	Station 211	136.28	
Inspector 211	Station 211	47.69	
Boat 211	Station 211		
Captain 210	Station 211	63.97	
Chief 211	Station 211	333.01	
Chief 210	Station 211	48.73	
Engine 212	Station 212	506.28	
Medic 212	Station 212	565.29	
Utility 212	Station 212	45.93	
Safety Trailer	Station 212		
Total		3135.38	

