

# Fire Department

## MONTHLY REPORT

**July 2022**



### IN THIS SECTION:

- + Run Statistics
- + Public Relation Details
- + Training Subjects
- + Inspections
- + General Activities

This monthly report period is thru June 29th. Below you will find specific items that the fire department does each and every day. We take pride in providing an outstanding service to our community.

### **Run Statistics**

Incidents are categorized by either a fire incident or EMS incident. Below you will see the incident totals thru June 30<sup>th</sup>. You will also see the comparison of incidents from this year and the mutual aid received and given.

#### **Incidents thru June 29th**

Type	Total
Fire	482
EMS	1410
Total	1892

#### **Same time last year**

Type	Total
Fire	404
EMS	1110
Total	1514

#### **Mutual Aid**

Type	Total
Given	96
Received	60
Total	156

#### **Mutual Aid same time last year**

Type	Total
Given	102
Received	43
Total	145

We continued to see call volume increasing as restrictions are continuing to have less and less impact on department operations. This number was 378 calls ahead of last year.

Our daily call average for the month of June is over 11 calls per day.

We continue seeing a major increase in back to back calls. We will continue tracking this in 2022 in our efforts to remain proactive to changes in our community.

As we completed the month, we continue our efforts to meet calls for service. We look forward to working with our neighboring departments as we partner together to meet the needs of our communities. Mutual Aid continues to be a cost-effective means for all area fire departments to deal with surges in requests for service. You will note an increase in the number of calls we are using mutual aid. We all try to maintain resources capable of meeting our average needs. However, we all need to have in place a plan to address unexpected requests.

### **Public Relations**

The department continues our efforts to get back out to public events and return to an interactive agency.

## **Training**

Every day we have training scheduled. These trainings are predetermined by the training division. We have day shift training and night shift training therefore every member receives appropriate training hours throughout the year. This also helps to keep our ISO rating favorable. Training has returned to hands on operations. As we work to return to more normal operations, we have begun to get crews back to hands on operations.

Trainings this month included: Aerial Operations, Burn Injuries, Boat Operations, Pediatric Emergencies, Search and Rescue Operations.

We are working on creating training props at the old fire station on Tylersville.

Training Topic	Discipline	CEU's Earned	Personnel Trained	Total Hours	Day/Night
Building/Facility Tour - Airport	Fire	1	17	17	Day
Building/Facility Tour - Latitude 36	INSP	1	27	27	Day
Narcotics	EMS	3	4	12	Day
Crosslays	Fire	1	10	10	Day
Pulling Ceilings/Overhaul	Fire	1.5	26	39	Day
Pumps/Water Flow	Fire	1.75	5	8.75	Day
Driving Safety	Fire	2.25	2	4.5	Day
Swiftwater	EMS	2	17	34	Day
Pediatric Assessment (PALS Review)	EMS	2	8	16	Day

## **Fire Prevention**

- Finished up all the Business Fire Inspections in Bridgewater falls in June and took the opportunity to educate the businesses on common fire code violations we encounter. About 75% of the businesses required a reinspection, however all issues were corrected
- Still working on updating knox box keys that are outdated, this has proved to be quite the project, but we are making progress
- Reviewed 5 building plans in the township that were either new construction or remodels.
- Conducted 1 home fire inspection for adoption
- Purchased some public education / public relations materials to utilize at upcoming events.
- Southwest RV still has the safety trailer doing some repair work. I spoke with Phil there and they are making good progress and hope to be finished with it soon.
- Working with our summer help employees to get fire hydrants in our district painted
- In June we started scanning paper copies of old fire inspection reports into the computer so we can free up some office space and dispose of the paper copies which date back to the early 80's for some locations.



## *General Department Information*

One thing we are seeing is the increase in simultaneous calls. This is when we are operating at two different calls at the same time. We are constantly watching these types of calls. When we have two calls, we often are being forced to rely on the use of mutual aid should an additional call come in.

We continue to see part time members leaving or taking leave while they complete their probationary periods at new positions. We continue to seek additional part time applicants. Many of these applicants are now coming from the high school program. They have little experience and we take extra time and care when adding them to our daily staff.

We are waiting on a response from FEMA on our SAFER Application.

We continue working with the Township Administration to look for solutions to staffing concerns. We continue to seek out candidates to hire for part time positions.

We are working to develop a plan for the Butler County Fire Service to improve recruiting, Retention, and Hiring of firefighters

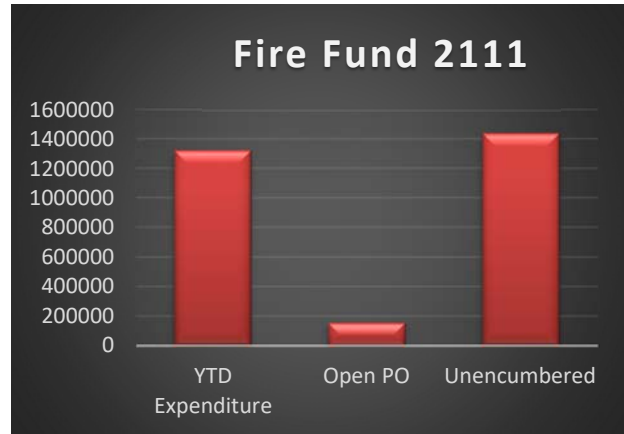


HELP  
NEEDED

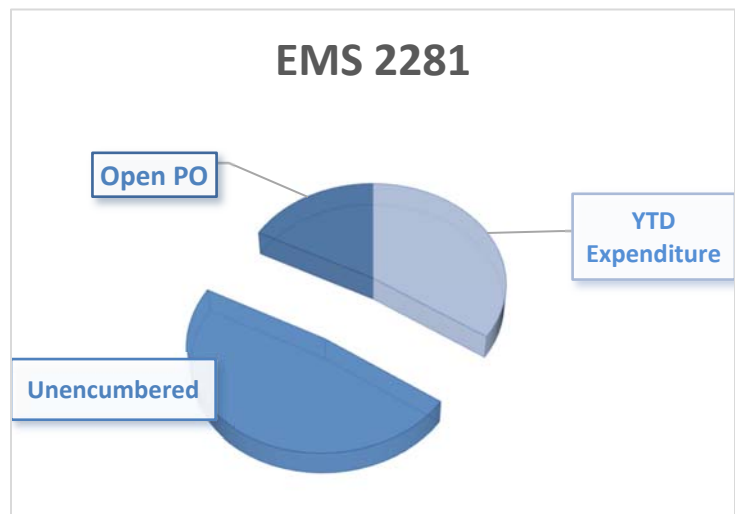


## Financial Information

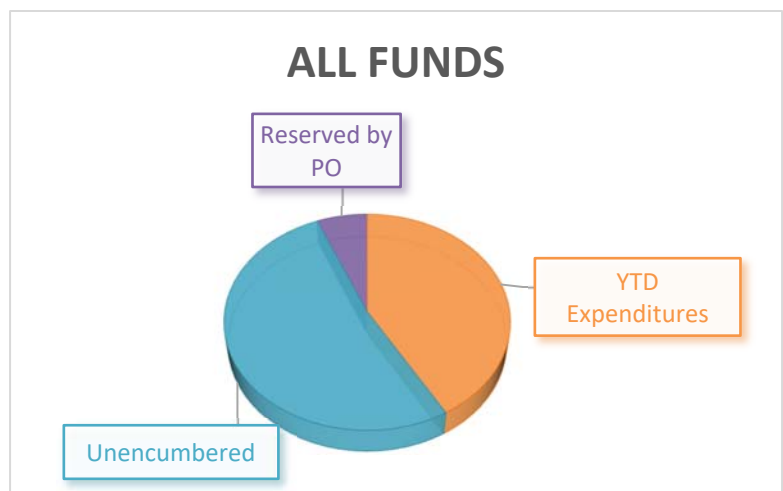
<b>Fire Fund</b>	
Appropriated	\$ 2,913,000.00
YTD Expenditures	\$ 1,322,260.50
Unencumbered	\$ 1,437,039.35
Reserved by PO	\$ 153,851.96



<b>EMS 2281</b>	
Appropriated	\$ 675,000.00
YTD Expenditures	\$ 233,330.67
Unencumbered	\$ 324,943.42
Reserved by PO	\$ 116,725.91



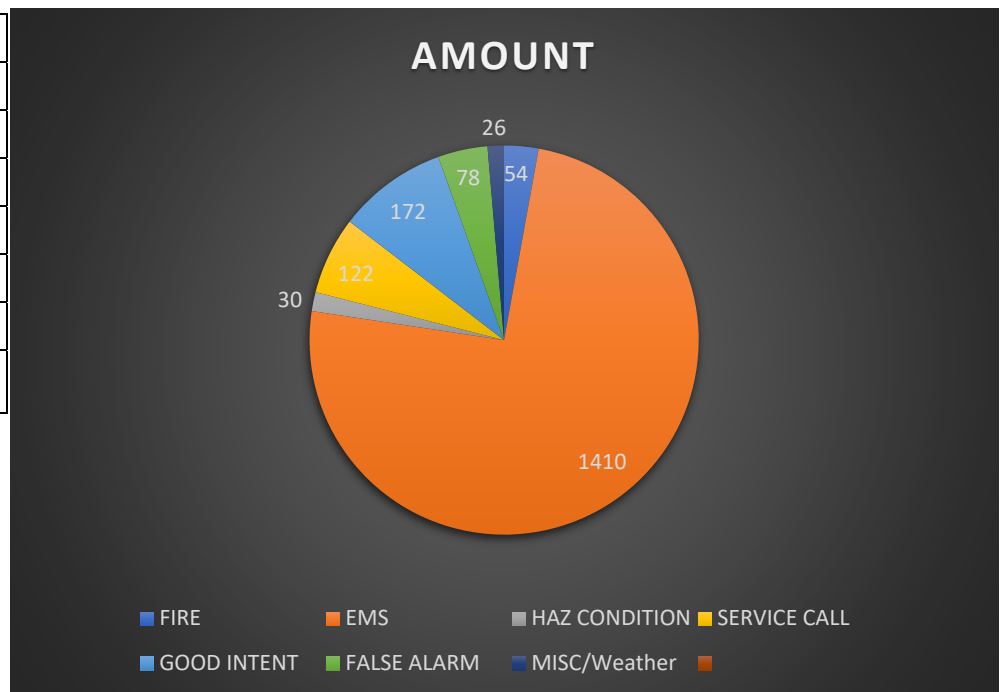
<b>Total Funds</b>	
Appropriated	\$ 4,334,000.00
YTD Expenditures	\$ 1,801,591.17
Unencumbered	\$ 2,261,982.77
Reserved by PO	\$ 270,577.87



## Incident Statistics

Below are the year-to-date run statistics as of June 30<sup>th</sup>. The types of calls are generalized. For instance, fire incidents include everything but not limited to building fires, cooking fires, fuel burner issues, vehicle fires and brush/grass fires.

TYPE	AMOUNT
FIRE	54
EMS	1410
HAZ CONDITION	30
SERVICE CALL	122
GOOD INTENT	172
FALSE ALARM	78
MISC/Weather	26



# COVID – 19

The Medical Director continues to recommend that our staff wear surgical masks for patient contact. For suspected COVID-19 patients he is recommending an N-95 mask be worn.

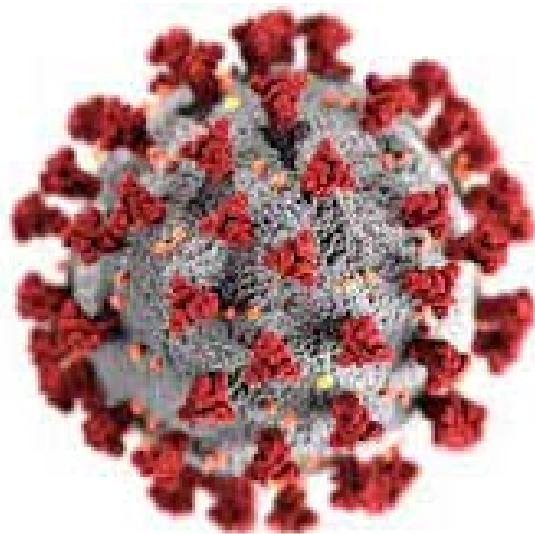
Reported cases and issues continue to decline.

The Butler County Health Department continues to offer vaccinations at various sites.

As the number of cases continues to decline the State and County recommendations continue to ease. We are continuing our disinfection practices and will continue to use our UV equipment to maintain a healthier environment for our patients and staff members.

We continue to keep track of current information on the new variants and what changes to our operations are needed to combat the variants.

While COVID numbers are up the severity of patients and hospitalizations remain very low!



## Monthly Maintenance Cost Report

Unit	Assigned	Fuel	Maintenance
Medic 212	Station 212	\$1368.35	
Engine 211	Station 211	\$1775.06	
Engine 212	Station 212	\$933.43	
Chief 211	Station 211	\$227.96	
Quint 211	Station 211	\$115.72	
Inspector 211	Station 211	\$71.93	
Medic 211	Station 211	\$981.60	
Chief 210	Station 211	\$155.77	
Captain 210	Station 211	\$81.37	
Utility 212	Station 211	\$53.27	
Utility 211	Station 211	\$145.02	
Boat 211	Station 211		
Engine 213	Station 212		
Medic 213	Station 212	\$699.63	
Utility 213	Station 212		
Safety Trailer	Station 212		
Total			

