

Fire Department

MONTHLY REPORT

March 2021



IN THIS SECTION:

- + Run Statistics
- + Public Relation Details
- + Training Subjects
- + Inspections
- + General Activities

This monthly report period is thru February 28th, 2021. Below you will find specific items that the fire department does each and every day. We take pride in providing an outstanding service to our community.

Run Statistics

Incidents are categorized by either a fire incident or EMS incident. Below you will see the incident totals thru February 28th. You will also see the comparison of incidents from this year and the mutual aid received and given.

Incidents thru Feb 28th

| Type | Total |
|-------|-------|
| Fire | 146 |
| EMS | 371 |
| Total | 517 |

Same time last year

| Type | Total |
|-------|-------|
| Fire | 122 |
| EMS | 379 |
| Total | 501 |

Mutual Aid

| Type | Total |
|----------|-------|
| Given | 41 |
| Received | 16 |
| Total | 57 |

Mutual Aid same time last year

| Type | Total |
|----------|-------|
| Given | 33 |
| Received | 8 |
| Total | 41 |

As a result of the statewide continuing quarantine we believe our call volume will remain reduced. I do believe as we see things begin to reopen our call volume will also return to normal levels.

As we continue forward in 2021, we will continue our efforts to meet calls for service. We look forward to working with our neighboring departments as we partner together to meet the needs of our communities. Mutual Aid continues to be a cost-effective means for all area fire departments to deal with surges in requests for service. We all try to maintain resources capable of meeting our average needs. However, we all need to have in place a plan to address unexpected requests.

Public Relations

We have suspended all public relations events and efforts as we continue with the response to the Corona-19 Virus. Members have been taking extra precautions when dealing with patients in an effort to prevent the spread of this disease. This suspension will continue until such time as it becomes safe to return to more interactive operations.

Training

Every day we have training scheduled. These trainings are predetermined by the training division. We have day shift training and night shift training therefore every member receives appropriate training hours throughout the year. This also helps to keep our ISO rating favorable. Training has returned to hands on operations. As we work to return to more normal operations, we have begun to get crews back to hands on operations.

Members will be attending a swift water rescue class with Monroe Fire Department in March.

We are also working diligently with our new hires to complete their training packets (Blue Book). We have continued our efforts to recruit and hire additional staff members. We are working to complete the process for hiring them.

Fire Prevention

- ✚ All Inspection activity continues to be suspended and will resume when current conditions are resolved, and members can again move into the public without significant risk. We have continued to complete plan reviews and a couple of final inspections for new businesses to assist them in getting approved to open up.
- ✚ Chris Ferguson is currently working to rebuild our inspection database. This should help us to be prepared as we begin to resume fire safety inspections on our businesses.
- ✚ We are working to host an inspector training program in 2021.

General Activities

Each shift the duty crews are required to maintain station and equipment appearance, cleanliness, and readiness. Below is a list of items that are completed daily and weekly.

Daily Station and Weekly Station Details:

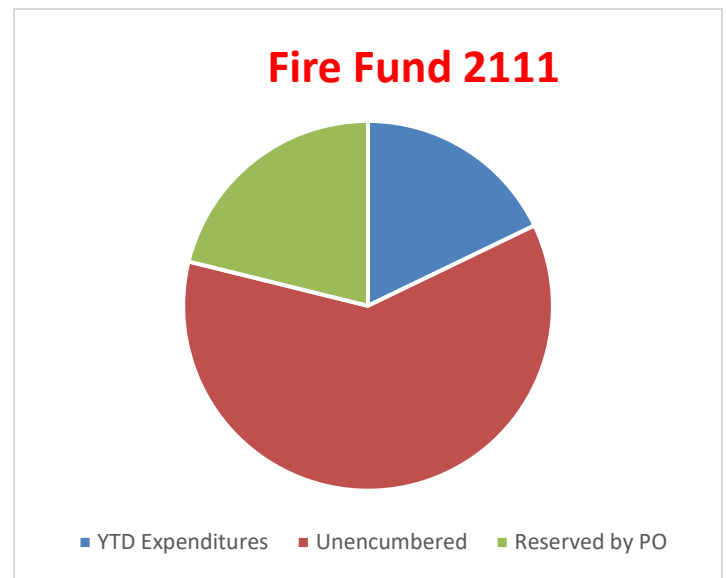
- | | |
|---------------------------------|-----------------------------|
| ✚ Vacuum all carpets | Clean apparatus |
| ✚ Mop all floors | Inventory all EMS apparatus |
| ✚ Remove all trash from station | Inventory EMS equipment |
| ✚ Laundry | Clean bay floors |
| ✚ Clean all restrooms | Ground maintenance |
| ✚ Clean kitchen | Clean equipment |
| ✚ Equipment check-in | Station Maintenance |
| ✚ UV Disinfection Procedures | |

General Department Information

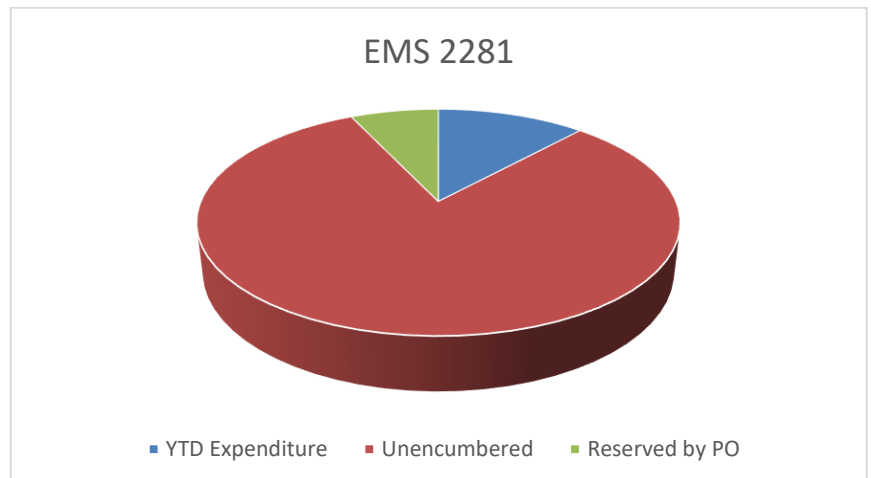
Members are traveling to E-One the first week of March to inspect the new engine. We expect delivery in March.

2021 Financial Information

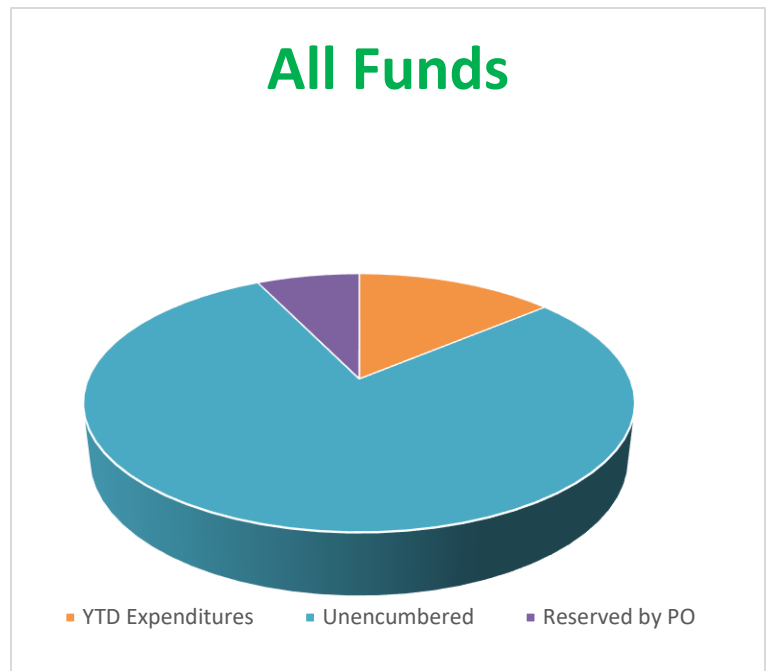
| Fire Fund | |
|------------------|-----------------|
| Appropriated | \$ 2,553,00.00 |
| YTD Expenditures | \$ 432,231.06 |
| Unencumbered | \$ 1,477,576.39 |
| Reserved by PO | \$ 484,055.59 |



| EMS 2281 | |
|------------------|---------------|
| Appropriated | \$ 615,000.00 |
| YTD Expenditures | \$ 56,424.42 |
| Unencumbered | \$ 386,984.12 |
| Reserved by PO | \$ 190,675.78 |



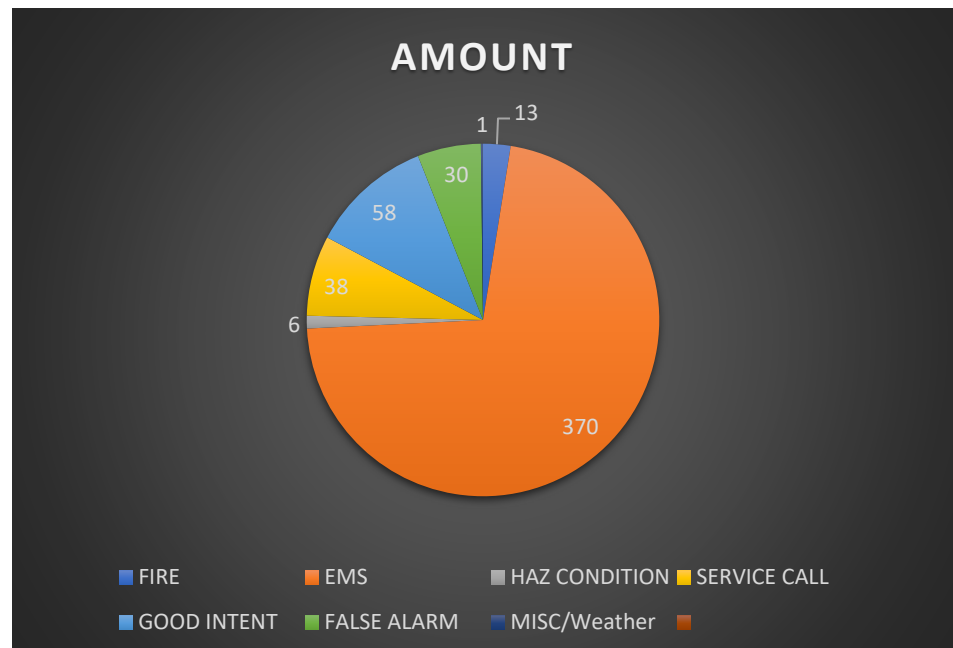
| Total Funds | |
|--------------------|-----------------|
| Appropriated | \$ 3,918,000.00 |
| YTD Expenditures | \$ 488,655.48 |
| Unencumbered | \$ 2,776,461.69 |
| Reserved by PO | \$ 674,731.37 |



Incident Statistics

Below are the year-to-date run statistics as of Feb 28th. The types of calls are generalized. For instance, fire incidents include everything but not limited to building fires, cooking fires, fuel burner issues, vehicle fires and brush/grass fires.

| TYPE | AMOUNT |
|---------------|--------|
| FIRE | 13 |
| EMS | 370 |
| HAZ CONDITION | 6 |
| SERVICE CALL | 38 |
| GOOD INTENT | 58 |
| FALSE ALARM | 30 |
| MISC/Weather | 1 |



COVID – 19

We continue to work closely with the Butler County EMA and have continued to draw supplies from the supplies at the fairgrounds. We currently are restricted to ordering only 5 boxes of gloves per week from our vendor. We are fortunate that we can pull additional supplies from the reserves.

We continue to support the Butler County Health Department Vaccination PODS currently being held at the Fairgrounds.



Air & Surface Disinfection for EMS

We continue to disinfect both our buildings as well as the Ambulances with the new UV Light Systems to assure we use them safely and effectively to decontaminate our facilities as well as our equipment.



Monthly Maintenance Cost Report

| Unit | Assigned | Fuel | Maintenance |
|----------------|---------------|----------------|----------------|
| Engine 213 | Reserve @ 212 | 293.47 | |
| Medic 213 | Reserve @ 212 | 255.26 | |
| Task 219 | Bariatric | 67.06 | |
| Quint 211 | Station 211 | 151.27 | |
| Engine211 | Station 211 | 489.73 | 122.35 |
| Medic 211 | Station 211 | 239.21 | |
| Utility 211 | Station 211 | 26.21 | |
| Utility 213 | Station 211 | 18.66 | |
| Boat 211 | Station 211 | | |
| Captain 210 | Station 211 | 28.84 | |
| Chief 211 | Station 211 | 238.50 | |
| Chief 210 | Station 211 | 211.06 | |
| Engine 212 | Station 212 | 189.5 | 8048.31 |
| Medic 212 | Station 212 | 537.12 | |
| Utility 212 | Station 212 | 78.81 | |
| Safety Trailer | Station 212 | | |
| Total | | 2826.25 | 8170.66 |



The members of the Fire, Police, and Service Departments have continued to provide top notch service to our community. Despite the risks our members have taken precautions and worked to provide services to the community. I would like to thank each member for their ongoing efforts.



New E-One Engine to be delivered in March. This will become the frontline engine at Station 211.



A used medic unit from Fairfield City Fire Department will become the new Bariatric Unit.

