

# Fire Department

MONTHLY REPORT

**May 2021**



## IN THIS SECTION:

- + Run Statistics
- + Public Relation Details
- + Training Subjects
- + Inspections
- + General Activities

This monthly report period is thru May 1, 2021. Below you will find specific items that the fire department does each and every day. We take pride in providing an outstanding service to our community.

### **Run Statistics**

Incidents are categorized by either a fire incident or EMS incident. Below you will see the incident totals thru May 1<sup>st</sup>. You will also see the comparison of incidents from this year and the mutual aid received and given.

#### **Incidents thru May 1**

Type	Total
Fire	280
EMS	775
Total	1055

#### **Same time last year**

Type	Total
Fire	289
EMS	791
Total	1080

#### **Mutual Aid**

Type	Total
Given	88
Received	26
Total	114

#### **Mutual Aid same time last year**

Type	Total
Given	55
Received	13
Total	68

We continue to see call volume increasing as restrictions are being eased. I expect our call volume to return to pre-pandemic levels moving forward.

As we continue forward in 2021, we will continue our efforts to meet calls for service. We look forward to working with our neighboring departments as we partner together to meet the needs of our communities. Mutual Aid continues to be a cost-effective means for all area fire departments to deal with surges in requests for service. We all try to maintain resources capable of meeting our average needs. However, we all need to have in place a plan to address unexpected requests.

### **Public Relations**

We are looking to return to a more active interaction with the community. Members have been taking extra precautions when dealing with patients in an effort to prevent the spread of this disease. We will begin inspections this month. We will continue to take precautions but will look at resuming additional activities in coming months.

### Training

Every day we have training scheduled. These trainings are predetermined by the training division. We have day shift training and night shift training therefore every member receives appropriate training hours throughout the year. This also helps to keep our ISO rating favorable. Training has returned to hands on operations. As we work to return to more normal operations, we have begun to get crews back to hands on operations.

Members have been training on the new engine and bariatric unit. This included operations as well as driving the units.

We are also working diligently with our new hires to complete their training packets (Blue Book). We have continued our efforts to recruit and hire additional staff members. We are working to complete the process for hiring them.

### Fire Prevention

- ✚ Inspection activity have resumed, with precautions as members can again move into the public without significant risk. We have continued to complete plan reviews and a couple of final inspections for new businesses to assist them in getting approved to open up.
- ✚ Chris Ferguson is currently working to rebuild our inspection database. This should help us to be prepared as we begin to resume fire safety inspections of our businesses.
- ✚ We are working to host an inspector training program in 2021.

### General Activities

Each shift the duty crews are required to maintain station and equipment appearance, cleanliness, and readiness. Below is a list of items that are completed daily and weekly.

#### Daily Station and Weekly Station Details:

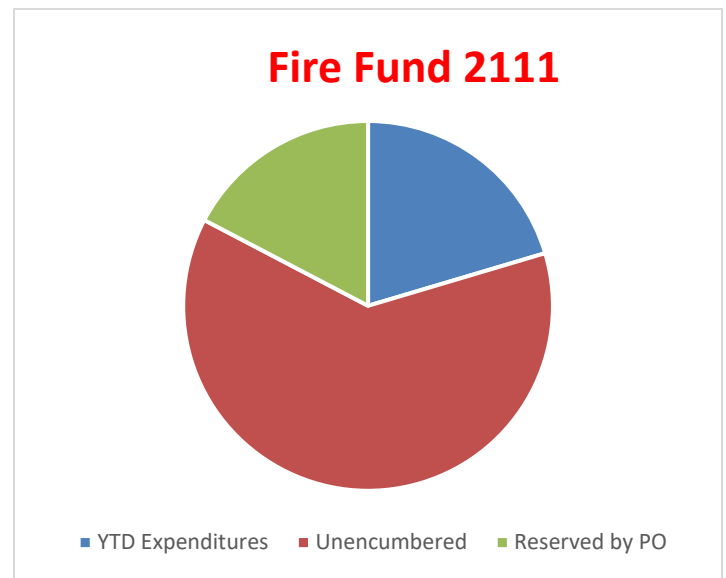
- |                                 |                             |
|---------------------------------|-----------------------------|
| ✚ Vacuum all carpets            | Clean apparatus             |
| ✚ Mop all floors                | Inventory all EMS apparatus |
| ✚ Remove all trash from station | Inventory EMS equipment     |
| ✚ Laundry                       | Clean bay floors            |
| ✚ Clean all restrooms           | Ground maintenance          |
| ✚ Clean kitchen                 | Clean equipment             |
| ✚ Equipment check-in            | Station Maintenance         |
| ✚ UV Disinfection Procedures    |                             |

## General Department Information

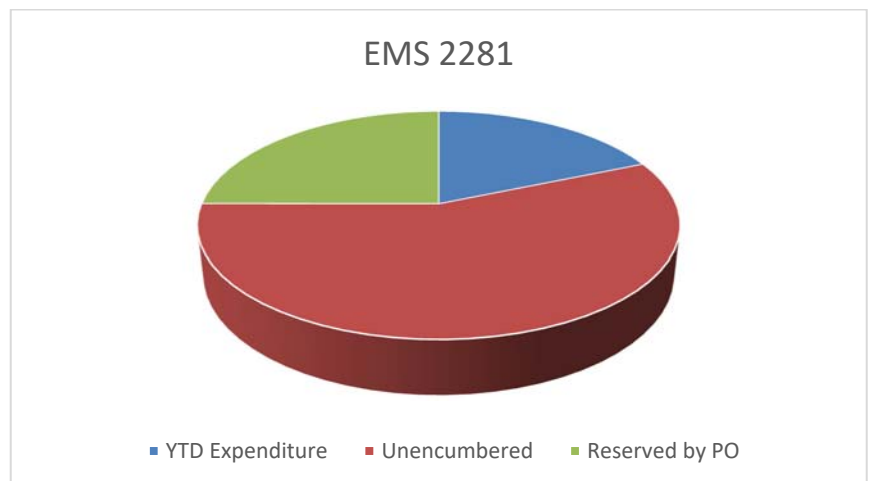
The department received our order of new turnout gear. This is the second set of gear for our members purchased through the Cares Act Funding.

## 2021 Financial Information

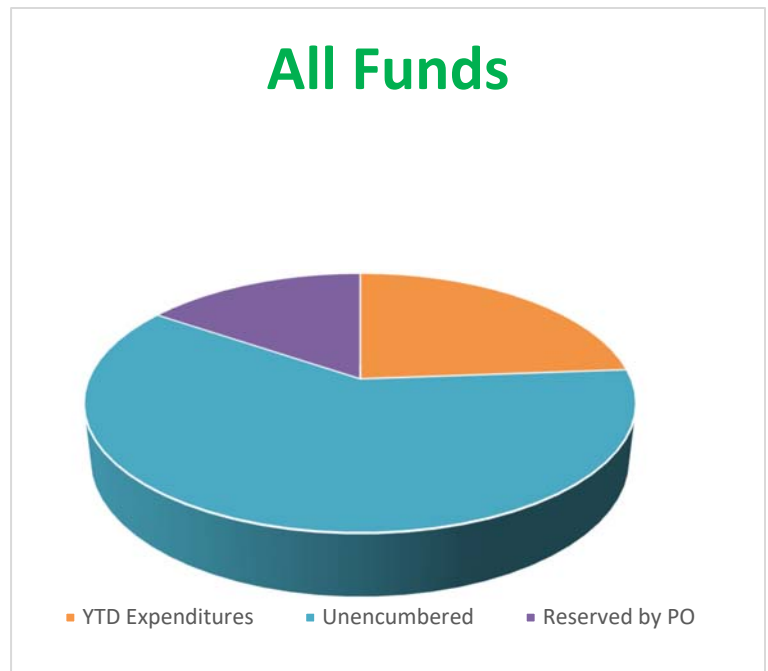
<b>Fire Fund</b>	
Appropriated	\$ 2,553,00.00
YTD Expenditures	\$ 525,392.94
Unencumbered	\$ 1,603,886.25
Reserved by PO	\$ 426,226.43



<b>EMS 2281</b>	
Appropriated	\$ 615,000.00
YTD Expenditures	\$ 122,918.91
Unencumbered	\$ 370,961.84
Reserved by PO	\$ 140,203.57



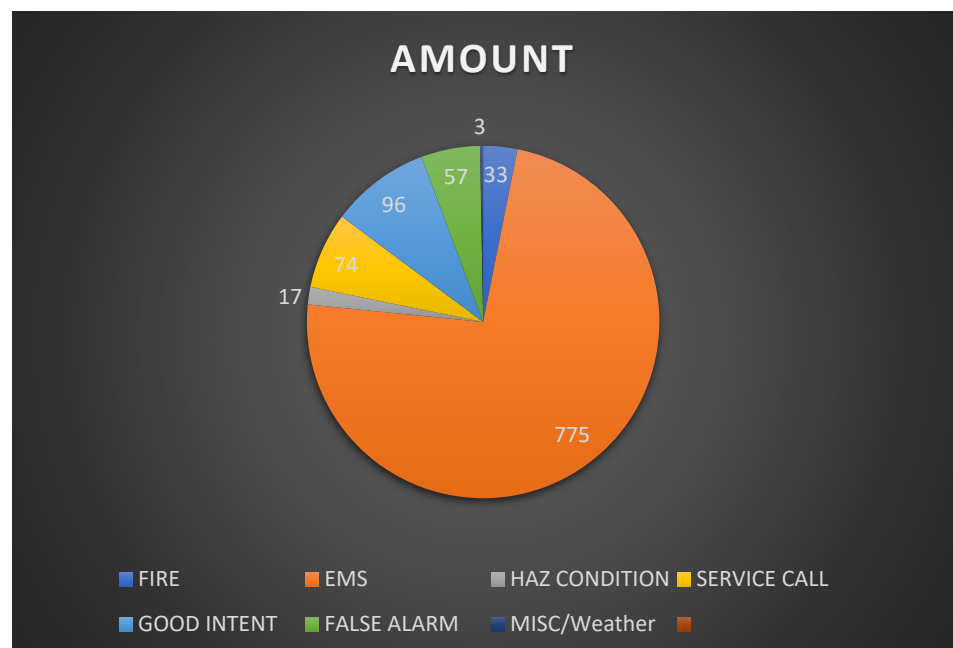
<b>Total Funds</b>	
Appropriated	\$ 3,896,269.31
YTD Expenditures	\$ 939,268.13
Unencumbered	\$ 2,395,329.00
Reserved by PO	\$ 566,430.00



### Incident Statistics

Below are the year-to-date run statistics as of May 1<sup>st</sup>. The types of calls are generalized. For instance, fire incidents include everything but not limited to building fires, cooking fires, fuel burner issues, vehicle fires and brush/grass fires.

TYPE	AMOUNT
FIRE	33
EMS	775
HAZ CONDITION	17
SERVICE CALL	74
GOOD INTENT	96
FALSE ALARM	57
MISC/Weather	3



## **COVID – 19**

We continue to work closely with the Butler County EMA and have continued to draw supplies from the supplies at the fairgrounds. We currently are restricted to ordering only 5 boxes of gloves per week from our vendor. We are fortunate that we can pull additional supplies from the reserves.

We continue to support the Butler County Health Department Vaccination PODS currently being held at the Fairgrounds.

**We continue to disinfect both our buildings as well as the Ambulances with the new UV Light Systems to assure we use them safely and effectively to decontaminate about our facilities as well as our equipment.**



**New Pickup Trucks are being placed in-service as they are equipped**

## Monthly Maintenance Cost Report

Unit	Assigned	Fuel	Maintenance
Engine 213	Reserve @ 212		
Medic 213	Reserve @ 212	66.48	1325.71
Task 219	Bariatric	145.65	
Quint 211	Station 211	240.89	
Engine 211	Station 211	523.61	
Medic 211	Station 211	518.55	
Utility 211	Station 211	33.60	
Utility 213	Station 211		
Boat 211	Station 211		
Captain 210	Station 211		
Chief 211	Station 211	177.27	
Chief 210	Station 211	202.90	
Engine 212	Station 212	495.43	
Medic 212	Station 212	599.52	
Utility 212	Station 212	39.14	
Safety Trailer	Station 212		
<b>Total</b>		<b>3112.81</b>	<b>1325.71</b>



**The members of the Fire, Police, and Service Departments have continued to provide top notch service to our community. Despite the risks our members have taken precautions and worked to provide services to the community. I would like to thank each member for their ongoing efforts.**