

# Fire Department

## MONTHLY REPORT



### IN THIS SECTION:

- ✚ Run Statistics
- ✚ Public Relation Details
- ✚ Training Subjects
- ✚ Inspections
- ✚ General Activities

# February 2024

This monthly report period is through February 29th. Below you will find specific items that the fire department does each and every day. We take pride in providing an outstanding service to our community.

### Run Statistics

Incidents are categorized as either a fire incident or EMS incident. Below you will see the incident totals through February 29th. You will also see the comparison of incidents from this year and the mutual aid received and given.

#### Incidents thru February 29th

Type	Total
Fire	169
EMS	464
Total	633

#### Same time last year

Type	Total
Fire	85
EMS	250
Total	335

#### Mutual Aid YTD

Type	Total
Given	28
Received	5
Total	33

#### Mutual Aid same time last year

Type	Total
Given	18
Received	10
Total	28

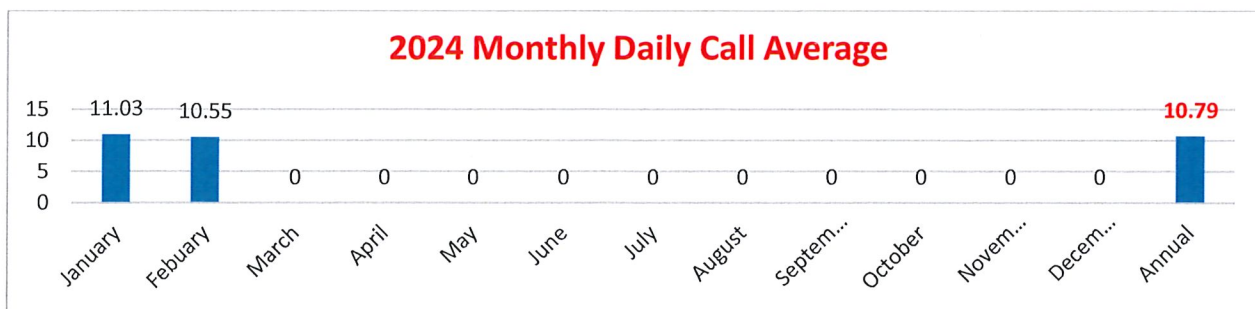
We continued to see call volume fluctuate and continue our efforts to be prepared for calls.

This number is 7 calls ahead of last year's count.

Our daily call average for the month of January is **10.55** calls per day.

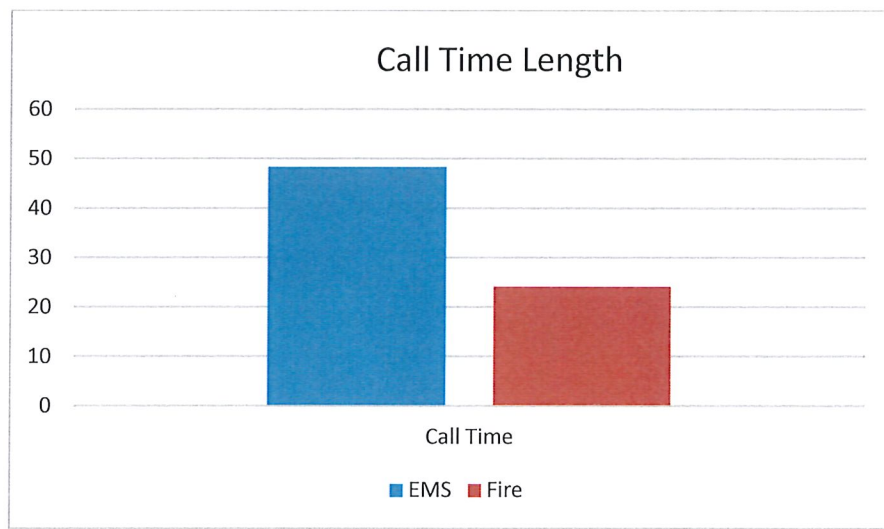
We continue to experience an increase in back-to-back calls. We continued tracking this in 2024 in our efforts to remain proactive to changes in our community.

As we completed the month, we have continued our efforts to meet calls for service. We look forward to working with our neighboring departments as we partner together to meet the needs of our communities. Mutual Aid continues to be a cost-effective means for all area fire departments to deal with surges in requests for service. You will note an increase in the number of calls we are using mutual aid. We all try to maintain resources capable of meeting our average needs. However, we all need to have in place a plan to address unexpected requests.





Mutual Aid continues to be a method for all area fire departments to deal with surges in requests for service. However, the number of calls we are using mutual aid is something we continue to monitor. We all try to maintain resources capable of meeting our average needs. However, we all need to have in place a plan to address unexpected requests.



### **Fire Prevention**

Construction for Christian Brothers Automotive is complete, and they are now open for business. Progress continues for the new Tidal Wave Auto Spa on Bridgewater Landing, they encountered some weather delays, however they are now back on track. Construction for the new Canes Chicken on Bridgewater Landing is moving along quickly, we completed the hydro and underground inspections the 3<sup>rd</sup> week of February. The renovation in Bridgewater falls for Crumbl Cookie is complete, they passed their final inspection and are slated to open the 22<sup>nd</sup> of March. The MSC Bridgewater storage units on Anchor Drive continue to make progress, their Hydro and underground inspections passed, completion date still unknown. Construction in the Timber Trails, Timber Hill, Walden Springs and Windsor Pointe subdivisions continues with several new homes and multi family Structures being built. We will continue to monitor progress at all the above locations.

*Jordan Peters*  
Fire Prevention

## **General Department Information**

Engine 212 returned to service, awaiting some final repairs.

The trustees approved hiring two part time members at the February meeting, one of which has already been cleared and is operating on shift.

This month was filled with many meetings as I began transitioning into the role of Fire Chief.

We continue to work on keeping up with maintenance of our apparatus.

We saw great cross cooperation between our fire, police and road crew on a Tractor Trailer Fire on By Pass 4, showing us what a One Team concept looks like in the street.

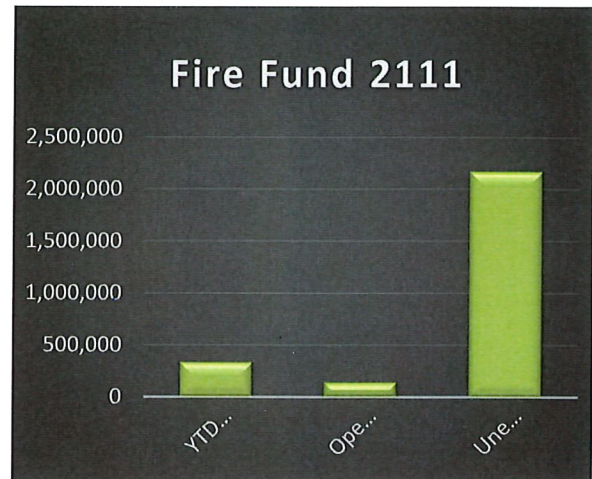
The department operated at several mutual aid fires in February, providing this mutual aid is a mutual benefit for all departments involved as no one department can handle this type of event alone.

We attended several planning meetings for upcoming events such as the easter egg hunt and the solar eclipse.

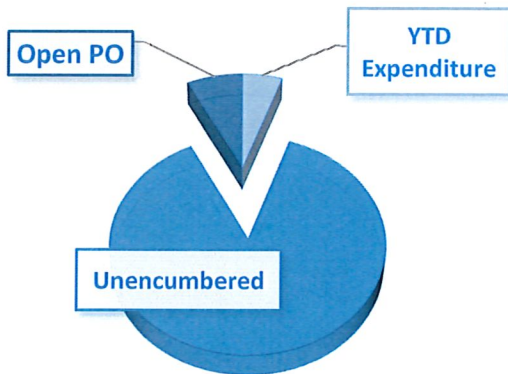
## *Financial Information*

The Department continues our efforts to be fiscally responsible and operate within our budget.

<b>Fire Fund</b>	
Appropriated	\$ 2,644,000.00
YTD Expenditures	\$ 359,381.13
Unencumbered	\$ 2,169,819.53
Reserved by PO	\$ 114,800

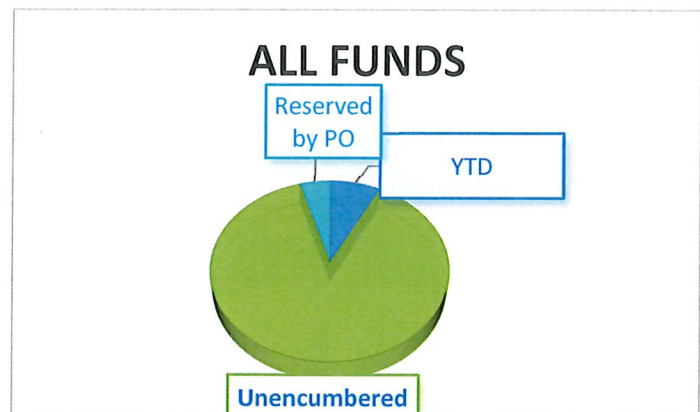


### EMS 2281



<b>EMS 2281</b>	
Appropriated	\$ 1,555,000.00
YTD Expenditures	\$ 96,526.61
Unencumbered	\$ 1,328,054.78
Reserved by PO	\$ 130,420

<b>Total All Funds</b>	
Appropriated	\$ 5,471,332.76
YTD Expenditures	\$ 455,907.74
Unencumbered	\$ 349,7874.31
Reserved by PO	\$ 245,220





## Incident Statistics

Below are the year-to-date run statistics as of February 29th. The types of calls are generalized. For instance, fire incidents include everything but not limited to building fires, cooking fires, fuel burner issues, vehicle fires and brush/grass fires.

TYPE	AMOUNT
FIRE	13
EMS	481
HAZ CONDITION	8
SERVICE CALL	49
GOOD INTENT	53
FALSE ALARM	29
MISC/Weather	0

*Shredded Paper Fire, By Pass 4 over SR 129, cooperative effort between, Fire, Police and Road Department*

